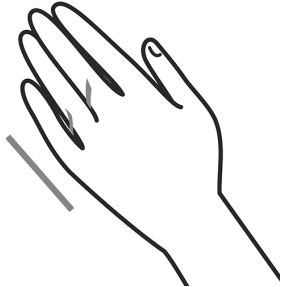
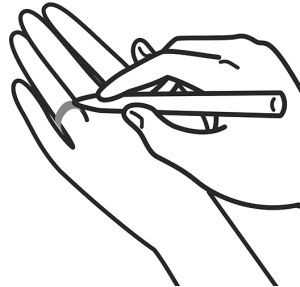


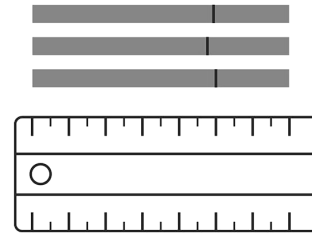
Ring Size



Cut a slip of paper and wrap around your finger.
(Don't use string, it stretches)



Mark the point where the end of paper meets.

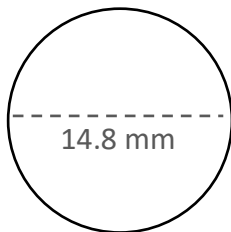


Use a ruler to measure the inside circumference. Refer to the table below

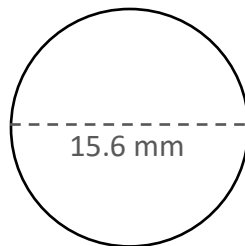
US Ring size	4	5	6	7	8	9	10	11	12	13
Circumference (mm)	46.5	49.0	51.5	54.0	56.5	59.1	61.6	64.1	66.6	69.1

Alternatively, simply take a ring that fits you perfectly and check the inner diameter of the piece, using a ruler. If your ring size falls between two of the sizes shown, choose the larger size.

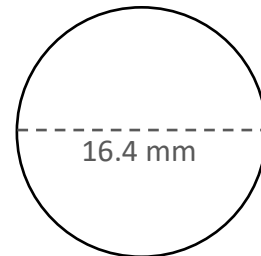
4



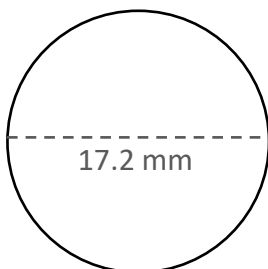
5



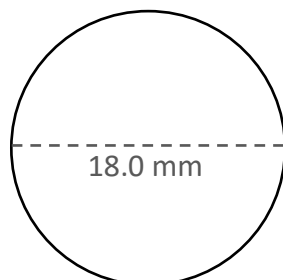
6



7



8



9

